

SC-TWF5



Application

- ※ Cove lighting
- ※ Architectural lights for canopy, corridor, window, archway
- ※ Backlight or edge lighting for signage
- ※ DIY lights for home use
- ※ Path and contour marking
- ※ Decorative lights for holiday, event, show, exhibition
- ※ Special light effect for art gallery and glass-made items

Features

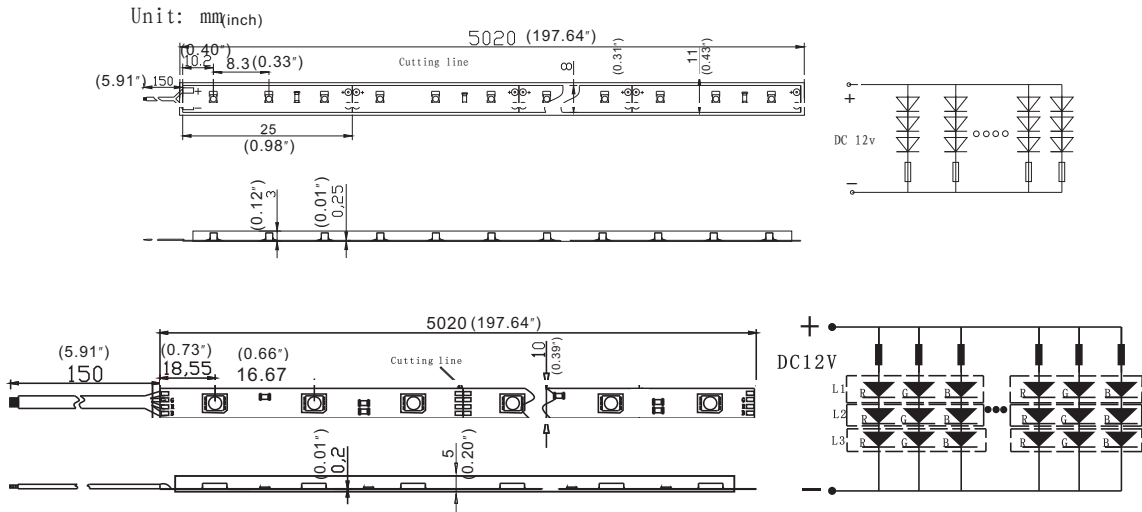
- ※ Elegant too king with the clear housing
- ※ Crystrip™ can create a nice effect like colored crystal while lighting
- ※ Waterproof, IP64 (PU glue potted top covered version)
- ※ Much brighter than normal rope light
- ※ The components are completely sealed in housing to protect from outer impact



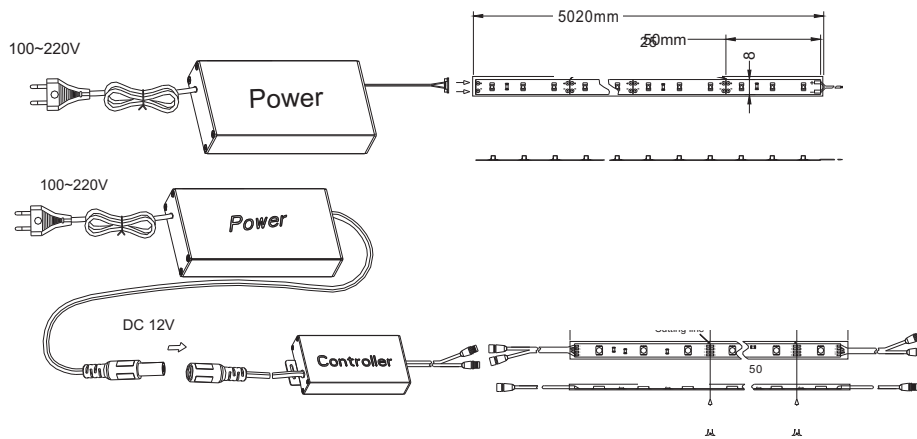
Technical parameters

Model Number	Color	Length (m)	LED Q' ty	LED Type	Light Output (lumen/m)	Beam Angle (degrees)	Voltage (V DC)	Current (Amps/m)	Max. Power Consumption (W/m)	Continuous Connection (m)
SC-TWF5-W	White	5	300	3528 Epistar	320	120	12	0.4	4.8	10
SC-TWF5-WW	Warm White	5	300		270	120	12	0.4	4.8	10
SC-TWF5-NW	Natural White	5	300		290	120	12	0.4	4.8	10
SC-TWF5-R	Red	5	300		100	120	12	0.4	4.8	10
SC-TWF5-G	Green	5	300		210	120	12	0.4	4.8	10
SC-TWF5-B	Blue	5	300		40	120	12	0.4	4.8	10
SC-TWF5-Y	Yellow	5	300		120	120	12	0.4	4.8	10
SC-TWF5-W2	White	5	600		630	120	12	0.8	9.6	5
SC-TWF5-WW2	Warm White	5	600		510	120	12	0.8	9.6	5
SC-TWF5-NW2	Natural White	5	600		530	120	12	0.8	9.6	5
SC-TWF5-R2	Red	5	600		220	120	12	0.8	9.6	5
SC-TWF5-G2	Green	5	600		410	120	12	0.8	9.6	5
SC-TWF5-B2	Blue	5	600		100	120	12	0.8	9.6	5
SC-TWF5-Y2	Yellow	5	600		240	120	12	0.8	9.6	5

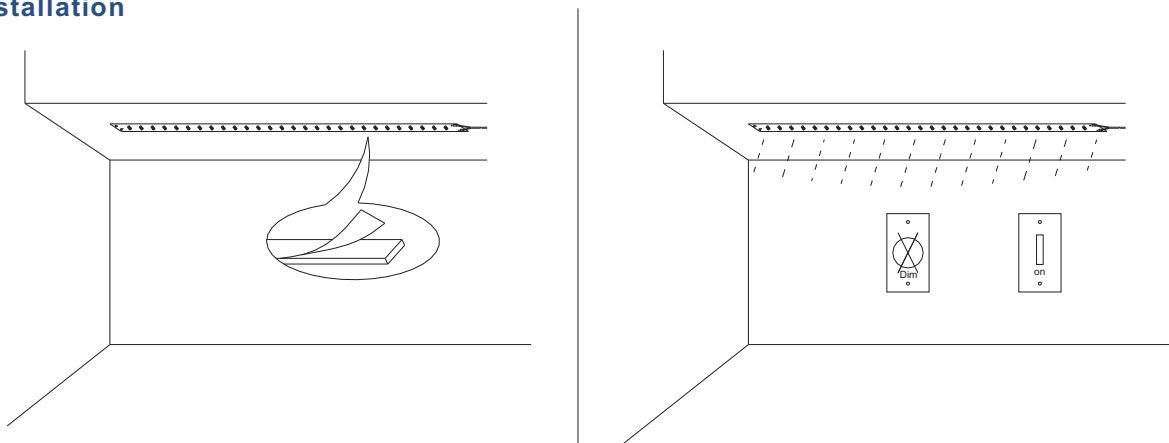
Dimension&Circuit drawings



Linking operation



installation



Safety Information

- The strip itself and all its components may not be mechanically stressed.
- Assembly must not damage or destroy conducting paths on the circuit board.
- Installation of LED ribbon (with power supplies) needs to be made with regard to all applicable electrical and safety standards. Only qualified personnel should be allowed to perform installations.
- Correct electrical polarity needs to be observed. Wrong polarity may destroy the strip.
- Parallel connection is highly recommended as safe electrical operation mode.
- Serial connection is not recommended. Unbalanced voltage drop can cause hazardous overload and damage the strip.
- Please ensure that the power supply is of adapters power to operate the total load.
- When mounting on metallic or otherwise conductive surfaces, there needs to be an electrical isolation points between strip and the mounting surface.
- Pay attention to standard ESD precautions when installing the strip.
- Damaged by corrosion will not be honored as a materials defect claim.

It is the user's responsibility to provide suitable protection against corrosive agents such as moisture and condensation and other harmful elements.

※ Packing information

