

Touch-free switch with dimmer: AE-WBBUNI-10DIM/AE-WBCUNI-10DIM

The switch has two operation modes:

1. The proximity sensor turns the light on after the cabinet, closet or wardrobe door moves away and turns the light off after the door comes close.
2. The two-way switching sensor with dimming when one's hand or an other object closes the distance to 5 cm. A momentary approximation of one's hand for up to 1 second causes the lamp to turn on or off, holding one's hand near causes dimming or brightening depending on the current switch setting. The operation mode is selected with the control placed on the side of the switch.

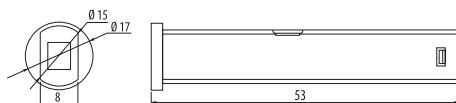
1. Control to the right - proximity sensor
2. Control to the left - two-way sensor with dimmer

NOTE: The switch features a memory function. After dimming to a specific level and switching to proximity operation, the switch remembers the dimming level. The memory is erased when disconnecting power.

Specifications:

- Operating voltage: 9.5-30 V DC
- Maximum current: 2 A
- Maximum load: 12 V DC - 24 W/24 V DC - 48 W
- Integrated electronic IR sensor
- Maximum sensor view angle: 100°
- Dimming/lightening range: 6-100%
- Dimming time from min. to max.: 5 sec.
- Power cord length: 1 m

Sensor dimensions



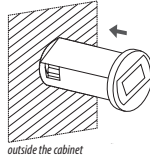
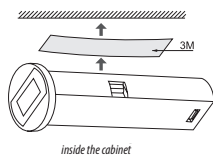
Installation

The installation should be carried out by a qualified electrician. All installation works must be performed with power turned off.

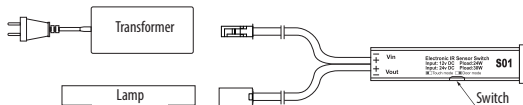
There are two methods for assembly:

a) Glue the sensor behind the closet/wardrobe door

b) Place the sensor in a hole



To ensure correct operation, connect LED transformer power supply (maximum loads are 24 W for 12 V DC and 48 W for 12 V DC) to input (V In) of the sensor and then the LED lighting to the output (V Out).



CE EMC (2004/108/EC) and LVD (2006/95/EC) directives

Our products comply with the requirements of the following directives and national regulations implementing the directives. Electromagnetic compatibility EMC 2004/108/EC. Low voltage LVD 2006/95/EC. The directive applies to electrical equipment designed for use with nominal voltage ranging from 50V AC to 1000V AC and from 75V DC to 1500V DC.



WEEE 2002/96/EC directive

Information for users concerning the disposal of electrical and electronic equipment.

This product is marked according to the European Directive on Waste Electrical and Electronic Equipment (2002/96/EC) and further amendments. By ensuring this product is disposed of correctly, you will help to prevent potential negative consequences for the environment and human health, which could otherwise be caused by inappropriate waste handling of this product.

The symbol on the product, or the documents accompanying the product, indicates that this appliance may not be treated as household waste. It shall be handed over to the applicable collection point for used up electrical and electronic equipment for recycling purpose. For more information about recycling of this product, please contact your local authorities, your household waste disposal service or the shop where you purchased the product.

RoHS Directive 2002/95/EC

Information concerning the use of hazardous substances in electrical and electronic equipment.

In order to protect human health and the environment, we ensure that our products are subject to the RoHS Directive regulations regarding the use of hazardous substances in electrical and electronic equipment and were designed and manufactured in accordance with the requirements of this Directive. At the same time, we ensure that our products have been tested and do not contain hazardous substances in quantities that could adversely affect human health or the environment.

